

Serving  
Northern Illinois,  
Northwestern Indiana,  
& Southern Wisconsin

# Burris EQUIPMENT

Sales • Service  
Rental • Parts

Est. 1959


## RENTAL EQUIPMENT RATES

Vol. 0426



Construction & Landscape Equipment Specialists

[www.burrisequipment.com](http://www.burrisequipment.com)



Scan Here



## WHO WE ARE

We work hard to support our customers by providing exceptional service, knowledge and support. We offer the top brands in construction and Landscape equipment including: CASE, VENTRAC, WACKER NEUSON, AVANT, STIHL, SMITHCO, NEW HOLLAND CONSTRUCTION & NEW HOLLAND AGRICULTURE, GRAVELY AND MANY MORE.

Contact Burris Equipment at one of three Illinois locations: Waukegan, Lakemoor & Joliet. Our equipment specialists will help you get the job done. With our large selection of new equipment, used equipment, rental, parts and services, we are your complete one-stop shop.

## MISSION STATEMENT

Burris Equipment, as part of Alta Equipment Company shall be the premier supplier of high-quality construction equipment, rental equipment, landscape equipment, tree care equipment and sports turf equipment in Northern/Central Illinois, Southern Wisconsin, and Northwestern Indiana. We shall focus our efforts on providing specialized products, knowledge, and expertise retaining our emphasis on construction, tree, and landscape equipment and the associated support products, delivering superior service to our customers.

## OUR HISTORY

Founded in the 1930s and originally known as Burris Implement Company, Burris Equipment Company was established in 1959 by Linden and May Burris. Initially focused on farm and agricultural machinery, the company shifted its focus to construction equipment in 1965, leading to a name change to Burris Equipment Company. In 1968, David C. Zenner, Sr. took ownership and became President, guiding the company through a period of substantial growth. Upon his retirement in 1995, ownership transitioned to his children: David C. Zenner, Jr. and his wife Debra L. Zenner, along with Deborah C. Heinrichs and her husband Barry A. Heinrichs. In October 2023, Burris Equipment was acquired by Alta Equipment Group. As the previous owners retire, the company added Bryan Heinrichs and Mike Zenner into key leadership positions. Burris Equipment will continue to operate under its name as a DBA of Alta Construction Equipment Illinois, LLC. With the backing of Alta Equipment Group and the support of the dedicated staff, Burris Equipment is poised to advance into the future.



# INDEX

AIR COMPRESSORS.....	4	LIFTS.....	7
AIR OPERATED EQUIPMENT & ACCESSORIES.....	4	LIFTS CONT.....	8
BACKHOE LOADERS & ATTACHMENTS.....	4	LIGHTING & ARROW BOARDS.....	8
COMPACT UTILITY LOADERS.....	4	MIXERS.....	8
COMPACT UTILITY LOADER ATTACHMENTS.....	4	POWER TROWELS.....	8
COMPACTION EQUIPMENT.....	4	PRESSURE WASHERS.....	8
COMPACTION EQUIPMENT CONT.....	5	ROAD PLATES.....	8
CONCRETE EQUIPMENT.....	5	SAWS.....	8
CORE BITS.....	5	SAW BLADES.....	9
DOZERS.....	5	SEWER, PIPE, & LOCATING EQUIPMENT.....	9
DUMPERS & BUGGIES.....	5	SKID STEERS, TRACK LOADERS & ATTACHMENTS.....	9
ELECTRIC TOOLS.....	5	STUMP GRINDERS.....	9
EXCAVATORS.....	6	SWEEPERS.....	9
EXCAVATOR ATTACHMENTS.....	6	TRAILERS.....	10
FORKLIFTS & TELEHANDLERS.....	6	TRENCH BOXES.....	10
GENERATORS, SPIDER BOXES & CORDS.....	6	TRENCHERS.....	10
HEATERS.....	7	UTILITY VEHICLES & CARTS.....	10
LANDSCAPE, TURF, & MOWING EQUIPMENT.....	7	WATER PUMPS & HOSES.....	10
LANDSCAPE TRACTORS.....	7	WHEEL LOADERS & ATTACHMENTS.....	10
LANDSCAPE TRACTOR ATTACHMENTS.....	7	DEALERSHIP OFFERINGS.....	11
LASERS & LEVELS.....	7	OUR LOCATIONS & HOURS.....	12

## RENTAL POLICY

**Rates do not include Delivery, Pickup, Fuel, Tax, or Loss Damage Waiver charges.**

**Credit Policy:** You must have established an account or deposit will be required.

Rental rates are based on an **8-Hour Day, 40-Hour Week, 160-Hour (4-Week) 4-Week**. Overtime charges will be prorated at 1/8 of the Daily Rate for each hour over eight hours in a day. Rental charges will continue until the unit has been returned and checked in at BURRIS EQUIPMENT or notice has been given that the equipment is ready to be picked up. Units returned outside of regular business hours will remain the customer's responsibility until the next regular business day.

**Customer is Responsible for any damage to or loss of good, including all track damage and flat tires,** regardless of cause, except normal wear and tear, and will be assessed a CLEANING CHARGE if unit is not returned in a reasonably clean condition. Normal daily maintenance such as checking and maintaining proper lubrication, fluid levels, cleaning filters, etc. are the customer's responsibility.

**LESSEE MUST INSURE UNITS AGAINST LOSS DUE TO THEFT OR VANDALISM, WE ASSUME NO LIABILITY WHATSOEVER.**

Certificates of Insurance will be required listing Burris Equipment as loss payee and additional insured.

## NEED EQUIPMENT MOVED? We Provide Reliable Delivery & Pick-Up Options For Most Equipment




## AIR COMPRESSORS



	Daily	Weekly	4-Week
6.0-9.9 CFM Compressor, Gas or Electric	\$70	\$210	\$630
92 CFM Compressor, Diesel, Tow-Behind, 100 PSI Max	\$140	\$420	\$1,260
185 CFM Compressor, Diesel, Tow-Behind, 100 PSI Max	\$170	\$510	\$1,530
210 CFM Compressor, Diesel, Tow-Behind, 105 PSI Max	\$190	\$570	\$1,710
375/405 CFM Compressor, Diesel, Tow-Behind, 145 PSI Max	\$285	\$855	\$2,565
900CFM Compressor, Diesel, Tow-Behind, <b>**Non-Stock Unit (Seasonal Only)</b>	Call for Pricing		

## AIR OPERATED EQUIPMENT & ACCESSORIES



	Daily	Weekly	4-Week
13 lb. Chipping Hammer	\$30	\$90	\$270
30 lb. Clay Digger	\$35	\$105	\$315
60 or 90 lb. Breaker	\$45	\$135	\$405
Moil Point & 1" Chisel	\$10	\$30	\$60
3" Chisel, Spade, Frost Wedge, Asphalt Cutter	\$12	\$36	\$75
Rod & Bushing Drivers	\$15	\$45	\$90
Sandblaster, 4 Cu-Ft (400lb.), Incl. 25' Hose, Gloves, & 1 Nozzle	\$135	\$405	\$1,215
Air Fed Hood & Air Pump for Sandblasting	\$80	\$240	\$720
3" Boring Tool/Mole	\$285	\$855	\$2,565
3/4" - 1-1/4" or 1-1/4" - 2" Chinese Finger/Pulling Grip	\$10	\$30	\$60
3/4" x 50' Rubber Air Hose	\$10	\$30	\$60
2" x 50' Rubber Air Hose	\$40	\$120	\$360
Blow Pipe/Air Gun, 100 PSI, 48" Pipe	\$15	\$45	\$90

## BACKHOE LOADERS



	Daily	Weekly	4-Week
Case 580SN TLB, 4WD, Cab, 17.5' Extendahoe, 17,250lb., 1 Cu. Yd <b>**TLB Rates Include Loader &amp; 1st Bucket Free of charge</b>	\$415	\$1,245	\$3,735

## BACKHOE LOADER ATTACHMENTS

	Daily	Weekly	4-Week
18", 24", & 36" Backhoe Buckets	\$50	\$150	\$300

## COMPACT UTILITY LOADERS



	Daily	Weekly	4-Week
E-Dingo, Battery Operated, 30" Width, Stand-On	\$310	\$930	\$2,790
700 lb. Lift Capacity Dingo, 34.2" Width, Stand-On	\$255	\$765	\$1,900
1000 lb. Lift Capacity Dingo, 34.2" Width, Stand-On	\$315	\$855	\$2,200
1000 lb. Lift Capacity Dingo, 41" Width, Stand-On	\$315	\$855	\$2,200

**\*\*Dingo Rates Include 1st Standard Bucket Free of Charge**

## COMPACT UTILITY LOADER ATTACHMENTS



	Daily	Weekly	4-Week
Narrow Bucket w/Teeth (34.5", 36", 42")	\$40	\$120	\$360
Light Material Bucket (53.25")	\$40	\$120	\$360
Adjustable Forks	\$40	\$120	\$360
Hydraulic Breaker, 150 ft-lb (Adapter Req.)	\$190	\$570	\$1,710
Hydraulic Auger, (Includes 1 Bit up to 30", TX700 24" Max)	\$80	\$240	\$720
Trencher, 6" or 8" Wide x 36" or 48" Depth	\$110	\$330	\$990
48" Power Rake	\$110	\$330	\$990
Tiller, 40" Width	\$110	\$330	\$990
Leveler	\$40	\$120	\$360
Grapple Bucket	\$80	\$240	\$720

## COMPACTION - DIESEL REVERSIBLE



	Daily	Weekly	4-Week
Wacker DPU 5545HE 23.5" Plate Compactor, 917 lb.	\$240	\$720	\$2,160
Wacker DPU 6555HE 31.5" Plate Compactor, 1090 lb.	\$270	\$810	\$2,430

## COMPACTION - DUAL DRUM ROLLERS



	Daily	Weekly	4-Week
Wacker RD12 Roller, 36", 2500 lb.	\$210	\$630	\$1,890
Wacker RD28 Roller, 48", 6000 lb.	\$335	\$1,005	\$3,015

## COMPACTION - GAS REVERSIBLE



	Daily	Weekly	4-Week
Wacker BPU 2540A 15.5" Plate Compactor, 309 lb.	\$105	\$315	\$945
Wacker BPU 4045A 23.5" Plate Compactor, 710 lb.	\$155	\$465	\$1,395

## COMPACTION - PLATES



	Daily	Weekly	4-Week
Wacker VP1135A 12" Plate Compactor, 158 lb.	\$80	\$240	\$720
Wacker WP1550AW 19.5" Plate Compactor, 190 lb.	\$80	\$240	\$720

## COMPACTION - RAMMERS




	Daily	Weekly	4-Week
BS50-2I 117 lb. 11" x 13" shoe	\$85	\$255	\$765
BS60-2I 137 lb. 11" x 13" shoe	\$85	\$255	\$765

## COMPACTION - SINGLE DRUM ROLLERS



	Daily	Weekly	4-Week
Wacker RC110 Smooth Drum Roller, 84" 24,000 lb.	\$585	\$1,755	\$5,265
Wacker RTKX-SC3 Remote Controlled Roller, 3200 lb. 32" Wide	\$320	\$960	\$2,880
Wacker RC70P Smooth Drum Roller, 66" 15,000 lb.	\$445	\$1,335	\$4,005
RC110P Sheep Foot Roller, 84" 26,500 lb.	\$590	\$1,770	\$5,310

## CONCRETE EQUIPMENT



	Daily	Weekly	4-Week
Wheel Barrow, 6 cu. Ft.	\$30	\$90	\$180
8" Walk-Behind Concrete Planer/Scarifier <b>**Does Not Include Drum</b>	\$110	\$330	\$990
<b>**General Purpose Carbide Drum for Planer/Scarifier</b>	\$165	\$495	\$1,485
Power Screed	\$80	\$240	\$720
8' Screed Float Bar	\$25	\$75	\$150
12' Screed Float Bar	\$25	\$75	\$150
Vibrator Power Unit & 10' Flex Shaft	\$55	\$165	\$495
16' Concrete Chute	\$30	\$90	\$180
Concrete Blanket, 6' x 25'	-	\$20	\$60

## CORE BITS - DIAMOND



	Daily	Weekly	4-Week
1.75" Diamond Core Bit	\$40	\$200	\$800
2" Diamond Core Bit	\$40	\$200	\$800
3" Diamond Core Bit	\$50	\$250	\$1,000
4" Diamond Core Bit	\$60	\$300	\$1,200
5" Diamond Core Bit	\$80	\$400	\$1,600
6" Diamond Core Bit	\$95	\$475	\$1,900
7" Diamond Core Bit	\$100	\$500	\$2,000
8" Diamond Core Bit	\$105	\$525	\$2,100
10" Diamond Core Bit	\$130	\$650	\$2,600
12" Diamond Core Bit	\$155	\$775	\$3,100
5-Piece 04257 Hole Saw Kit, 1/8"-1/2", for Tile & Stone	\$20	\$60	\$120
10-Piece 03287 Hole Saw Kit, 5/8"-3-1/4", for Tile & Stone	\$25	\$75	\$225
14-Piece 04258 Hole Saw Kit & Water Bottle, 5/16"-6", for Tile & Stone	\$25	\$75	\$255

## DOZERS - TRACKED



	Daily	Weekly	4-Week
Case 650M Dozer, 74HP, Non-Cab, 120" Blade/120"	\$430	\$1,290	\$3,870

## DUMPERS - DRIVABLE



	Daily	Weekly	4-Week
2.3 yd. Dumper, 6,600 lb Cap., 37hp, Diesel, Drivable, Non-Cab, 5000 lb	\$290	\$870	\$2,610
4.1 yd. Dumper, 13,200 lb Cap., 74hp, Diesel, Drivable, Cab, Dual View, 10,000 lb	\$370	\$1,110	\$3,330
5.7 yd. Dumper, 19,800 lb Cap., 74hp, Diesel, Drivable, Cab, Dual View, 11,000 lb	\$420	\$1,260	\$3,780

## DUMPERS & BUGGIES - RIDE-ON



	Daily	Weekly	4-Week
1/2 yd. Dumper, 2,500 lb Cap., Ride-On, Battery, Rubber Tire, 46" Width	\$215	\$645	\$1,935
1/2 yd. Dumper, 2,500 lb Cap., Ride-On, Gasoline or Diesel, Rubber Track, Pivot Dump, 35.5" Width	\$210	\$630	\$1,890

## ELECTRIC TOOLS



	Daily	Weekly	4-Week
Dewalt D25980K, 68lb., Breaker & Cart Plus Tools	\$95	\$285	\$855
15lb. Rotary Hammer Drill, SDS Max or Spline	\$45	\$135	\$405
1"-3" Chisels & Moil Points for Hammer Drill, SDS Max or Spline	\$10	\$30	\$60
3/8" - 1" Twist Drill Bits for Hammer Drill, SDS Max or Spline	\$15	\$45	\$90
1-1/8" - 1-1/2" Twist Drill Bits for Hamer Drill, SDS Max or Spline	\$30	\$90	\$180
9" Cut-N-Break Saw, 15 Amp, 16" Cutting Depth, Blades included, Electric, (K4000)	\$250	\$750	\$2,250
14" Cut-Off Saw, 15 Amp, Electric, (C14)	\$90	\$270	\$810
Diamond Core Drill Rig w/Vac. Pad	\$110	\$330	\$990
Hand-Held Core Drill	\$85	\$255	\$765
Magnetic Drill Press	\$80	\$240	\$720
Linkable 11' Conveyors, E-Z Lift 10-11, 1/4 HP, 10 Ton/HR, Optional Bulk Hopper (No Wheels)	\$190	\$570	\$1,710
Carpet Dryer Fan, Powr-Flite PD500, 1/2 HP	\$25	\$75	\$225
42" Electric Drum Fan, Pro Temp PT42BDF	\$30	\$90	\$270

## EXCAVATORS



	Daily	Weekly	4-Week
3,200lb Excavator, 7'1" Depth, Electric New Holland E15X, 31" Width, 12" Bucket	\$375	\$1,125	\$3,375
2,200lb. Excavator, 5' 7" Depth, Diesel, Wacker 803/Kubota K008	\$265	\$795	\$2,385
7,100lb. Excavator, 10' 3" Depth, Diesel, Kubota KX033	\$345	\$1,035	\$3,105
8,800lb. Excavator, 11' 6" Depth, Diesel, Kubota KX040	\$370	\$1,110	\$3,330
12,000lb. Excavator, 12' 8" Depth, Diesel, Kubota KX057	\$400	\$1,200	\$3,600
18,500lb Excavator, 15' Depth, Diesel, Kubota KX080	\$500	\$1,500	\$4,500
19,000lb. Excavator, 15' 1" Depth, Diesel, Wacker ET90	\$500	\$1,500	\$4,500
20,300lb Excavator, 15' 1" Depth, Diesel, New Holland E90D	\$500	\$1,500	\$4,500
34,000lb. Excavator, 17' 9" Depth, Diesel, Wacker ET145	\$600	\$1,800	\$5,400

**\*\* Excavator Rates Include 1st Bucket Free of Charge**

## EXCAVATORS - ZERO TAIL SWING



	Daily	Weekly	4-Week
3,800lb. Excavator, 7' 9" - 7' 7" Depth, Diesel, Case CX17/ Kubota U17	\$275	\$825	\$2,475
4,000lb. Excavator, 8' Depth, Diesel, Wacker EZ17	\$275	\$825	\$2,475
6,000lb. Excavator, 9' 2" - 9' 5" Depth, Diesel, Wacker EZ26/Kubota U27	\$300	\$900	\$2,700
8,700lb. Excavator, 11' 3" - 11' 4" Depth, Diesel, Case CX37/Wacker EZ36/EZ38	\$370	\$1,110	\$3,330
12,115lb. Excavator, 11' 10" Depth, Diesel, Kubota U55	\$400	\$1,200	\$3,600
11,500lb. Excavator, 12' Depth, Diesel, Wacker EZ50/EZ53	\$400	\$1,200	\$3,600

**\*\* Excavator Rates Include 1st Bucket Free of Charge**

## EXCAVATOR ATTACHMENTS



	Daily	Weekly	4-Week
Excavator Buckets - Several Sizes, 8" - 36"	\$50	\$150	\$300
Excavator Buckets - 42", 48", & 60"	\$100	\$300	\$600
Hydraulic Breaker, 150 ft. - lb. (Adapter Req.), Exc. Options: U17, U27	\$190	\$570	\$1,710
Hydraulic Breaker, 500 ft-lb (Adapter Req.), Exc. Options: KX033, KX040, KX057, U55	\$245	\$735	\$2,205
Hydraulic Breaker, 750 ft-lb (Adapter Req.), Exc. Options: KX057, U55	\$300	\$900	\$2,700
Hydraulic Breaker, 1,000 ft-lb (Adapter Req.), Exc. Options: KX080, ET90, E90	\$315	\$945	\$2,835
Breaker Bracket Included in Rental of Breaker at N/C			
Auger Drive, Round (Includes Excavator Bracket & 1 Bit)	\$160	\$480	\$1,440
Auger Drive, Hex (Includes Excavator Bracket & 1 Bit)	\$185	\$555	\$1,665
Hydraulic Thumb, Exc. Options: KX057, U55, ET90, E90	\$105	\$315	\$945

## FORKLIFTS - STRAIGHT MAST



	Daily	Weekly	4-Week
5,000lb. Load Cap. Forklift, 11' Height, 42" Forks, 8,000lb., Dual Fuel Komatsu FG-25	\$235	\$705	\$2,115
1 Cu. Yd. Steel Scrap Dump Box	\$55	\$165	\$495
72" Forks & Fork Extensions	\$40	\$120	\$360

## FORKLIFTS - TELESCOPIC



	Daily	Weekly	4-Week
5,500lb. Load Cap., 18.8' Height, 48" Forks, Diesel, 4WD, 11,000lb., Wacker TH627	\$345	\$1,035	\$3,105
6,000lb. Load Cap., 34' Height, 48" Forks, 4WD/4WS, Diesel, 14,500lb., Skytrak 6034	\$395	\$1,185	\$2,370
6,000lb. Load Cap., 36' Height, 48" Forks, 4WD/4WS, Diesel, 21,300lb., Skytrak 6036	\$395	\$1,185	\$2,370
8,000lb. Load Cap., 42' Height, 48" Forks, 4WD/4WS, Diesel, 26,230lb., Skytrak 8042	\$420	\$1,260	\$3,780
10,000lb. Load Cap., 54' Height, 60" Forks, 4WD/4WS, Diesel, 30,000lb., Skytrak 10054	\$500	\$1,500	\$4,500
Telehandler Bucket, Smooth Edge, 84"/96", 1/1.25 Yd.	\$105	\$315	\$945
Skytrak Telehandler Truss Boom, 12'/15', 2,000lb. Cap.	\$105	\$315	\$945
4' x 8' Telehandler Work Platform	\$105	\$315	\$945

## GENERATORS - DIESEL



	Daily	Weekly	4-Week
20 KW Generator, Tow Behind, Wacker G25 or Similar <b>**SEE NOTE</b>	\$185	\$555	\$1,665
58 KW Generator, Tow Behind, Wacker G70 or Similar <b>**SEE NOTE</b>	\$290	\$870	\$2,610
80 KW Generator, Tow Behind, Wacker G100 <b>**SEE NOTE</b>	\$395	\$1,185	\$3,555

**\*\* Rates are for 10-hr Day, 50-hr Week, & 200-hr 4-Week  
\*\* 3-Shift Operation = 2 x Single Shift Rate, 480-hr 4-Week**

## SPIDER BOXES & CORDS



	Daily	Weekly	4-Week
50' Twist Lock Cord	\$20	\$60	\$120
Spider/Distribution Box, 50A 125/250V, 6-20 Amp Outlets	\$45	\$135	\$405

## GENERATORS - GAS



	Daily	Weekly	4-Week
2,200 Watt 110V Generator	\$50	\$150	\$450
3,000 Watt 110V Generator	\$50	\$150	\$450
5,000 Watt 110-220V Generator	\$80	\$240	\$720

## HEATERS



	Daily	Weekly	4-Week
175,000-210,000 BTU Torpedo Heater	\$55	\$220	\$440

## LANDSCAPE & TURF EQUIPMENT



	Daily	Weekly	4-Week
4' x 8' Trak Mat Ground Protection Mat	\$15	\$45	\$90
Turfco CR-10, 4 cu. yd. Fairway Top Dresser, Tow-Behind	\$530	\$1,590	\$4,770
Turfco Mete-R-Matic XL, 2.25 Cu. Yd. Top Dresser, Tow-Behind	\$530	\$1,590	\$4,770
Brown F991H Bed Edger, 9HP, Gas, Walk-Behind	\$95	\$285	\$855
18" Power Rake/Deethatcher, 8HP, Gas, Walk-Behind	\$75	\$225	\$675
19" Aerator, Gas, Walk-Behind	\$85	\$255	\$765
26.5" Aerator, Gas, Walk-Behind	\$95	\$285	\$855
30" Aerator, Gas, Stand-On	\$225	\$675	\$2,025
18" Sod Cutter, Gas, Walk-Behind	\$95	\$285	\$855
22" Slit/Overseeder, Gas, Walk-Behind	\$110	\$330	\$990
8.5" Tiller, Stihl MM56	\$35	\$105	\$315
20" Rear Tine Tiller, 13HP, Gas, Self-Propelled	\$130	\$520	\$1,560
26" Tiller, 5HP, Gas, Walk-Behind	\$70	\$280	\$840
Multi-Pro GDP-45 Post Driver, 2.5" Max	\$110	\$330	\$990
Hand-Held 1-Man Auger, 8" Max	\$75	\$225	\$675
Earthdrill Post Hole Auger, 2-Man, 12" Max	\$80	\$240	\$720
Hydraulic Earthdrill Auger, 9HP, Gas, 18" Max	\$95	\$285	\$855
Hydraulic Power-Pack Auger, 9" Max, Little Beaver PS11H/MDL-5H	\$90	\$270	\$810
30 Ton Horizontal/Vertical Log Splitter, Gas, Tow-Behind	\$110	\$330	\$990
500 Gallon Water Trailer, 4HP, 137GPM, Tow-Behind	\$110	\$330	\$990
Stihl BR600 Back-Pack Blower	\$35	\$105	\$315
Blower, 9HP, 4" Discharge, Walk Behind	\$65	\$195	\$585

## HAND-FED DRUM CHIPPERS



	Daily	Weekly	4-Week
12" Cap. Brush Chipper, 5,000lb., Tow-Behind	\$345	\$1,035	\$3,105
15" Cap. Brush Chipper, 8,000lb., Tow-Behind	\$420	\$1,260	\$3,780

## MOWING EQUIPMENT



	Daily	Weekly	4-Week
26" Brush Cutter, Hydrostatic Drive, Gas, Walk-Behind	\$105	\$315	\$945
60" Zero-Turn Mower, 30HP Gas/25HP Diesel	\$205	\$820	\$2,460
Boom Mower Tractor, 110HP, 4x4, 60" Mower & 22' Boom	\$875	\$2,625	\$7,875

## MATERIAL BLOWERS & HYDROSEEDERS



	Daily	Weekly	4-Week
Finn BB302 Bark/Mulch Blower, 1.5 cu. yd., 10 cu. yd./hr, Tow-Behind, Electric Brakes	\$1,290	\$3,215	\$9,000
Finn MBH6 Material Blower, 6 cu. yd., 15 cu. yd./hr, Tow-Behind, Electric Brakes	\$1,790	\$4,465	\$12,500
Finn T75T Hydroseeder, 700 gal. Working Cap., Tow-Behind, Electric Brakes	\$730	\$1,820	\$5,090
Finn T120T Hydroseeder, 1,000 gal. Working Cap., Tow-Behind, Electric Brakes	\$1,145	\$2,860	\$8,000

## LANDSCAPE TRACTORS



	Daily	Weekly	4-Week
50-55HP Tractor, 4WD, Non-Cab, Diesel, Rear Remote Hyd., R3 Turf or R4 Ag Tires	\$265	\$795	\$2,385

## LANDSCAPE TRACTOR ATTACHMENTS



	Daily	Weekly	4-Week
Front Loader & 72" Bucket - Included with Tractor at N/C			
Turfco Triwave 60" Overseeder, 3-Point Tow-Behind, PTO Driven	\$540	\$1,620	\$4,860
72" Core Aerator/Plugger, 3-Point	\$110	\$330	\$990
60" All Purpose Aerator Seeder, 3-Point	\$210	\$630	\$1,890
72" Soil Pulverizer, 3-Point	\$80	\$240	\$720
72" Box Scraper, 3-Point	\$80	\$240	\$720
62" Rotary Tiller, 3-Point, PTO Driven	\$210	\$630	\$1,890
72" Rotary Tiller, 3-Point, PTO Driven	\$240	\$720	\$2,160
60" Rotary Cutter/Mower, 3-Point, PTO Driven	\$200	\$600	\$1,800
72" Rotary Cutter/Mower, 3-Point, PTO Driven	\$225	\$675	\$2,025

## LASERS & LEVELS



	Daily	Weekly	4-Week
Construction Horizontal Laser Package, Tenths or Inches	\$80	\$240	\$720

## LIFTS - BOOM ARTICULATED



	Daily	Weekly	4-Week
Nifty TD34 Lift, 40' WH, 43" Width, 500lb. Cap., Tracked, Diesel, 110v Electric Boom Option	\$290	\$870	\$2,610
JLG 450AJ, 51' WH, 93" Width, 550lb. Cap.	\$315	\$945	\$2,835
Bil-Jax 55XA, 61' WH, 68" Width, 500lb. Cap.	\$340	\$1,020	\$3,060
Leguan 190 Spider Lift, 62' WH, 52" Width, 507lb. Cap., Tracked	\$420	\$1,260	\$3,780
JLG 600AJ Boom Lift, 66' WH, 98" Width, 500lb. Cap.	\$340	\$1,020	\$3,060

## LIFTS - BOOM STRAIGHT



	Daily	Weekly	4-Week
JLG 460SJ, Boom Lift Telescopic, Jib, 52' WH, 91" Width, 600lb. Cap.	\$265	\$795	\$2,385
JLG 600S, Boom Lift Telescopic, 66' WH, 98" Width, 600lb. Cap.	\$315	\$945	\$2,835

## LIFTS - EQUIPMENT/MATERIAL



	Daily	Weekly	4-Week
Material Lift, 800lb. Cap., 16' Height	\$80	\$240	\$720
Pallet Jack, 48" Fork, 5000lb. Cap.	\$55	\$165	\$495
Power Mate Stair Climber, 1500lb. Cap.	\$80	\$240	\$720

## LIFTS - SCISSOR/PERSONNEL



	Daily	Weekly	4-Week
25' Single Manlift, 31' WH, 29" Width, 350lb. Cap., Push Around, AWP-25	\$130	\$390	\$1,170
20' Single Manlift, 25' WH, 29.5" Width, 350lb. Cap., Driveable, 20MVL	\$155	\$465	\$930
JLG 1930/32 Scissor, 25' WH, 32" Width, (Narrow), 507lb. Cap., Driveable	\$115	\$345	\$690
JLG 2630/32 Scissor, 32' WH, 32" Width, (Narrow), 507lb. Cap., Driveable	\$140	\$420	\$840
JLG 3246/Genie GS3232 Scissor, 38' WH, 46" Width, 705lb. Cap., Driveable	\$185	\$555	\$1,110
Genie GS4047 Scissor, 44' WH, 47" Width, 770lb. Cap., Driveable	\$305	\$915	\$1,830

## LIFTS - SCISSOR ROUGH TERRAIN



	Daily	Weekly	4-Week
39' Working Height, 69" Width, 1000lb. Cap.	\$335	\$1,005	\$2,010
46' Working Height, 69" Width, 800lb. Cap.	\$410	\$1,230	\$2,460

## LIFTS - TOWABLE



	Daily	Weekly	4-Week
Bil-Jax 5533A, Boom Lift 61' WH, 500lb. Cap., Tow-Behind	\$315	\$945	\$2,835

## LIGHTING EQUIPMENT – PORTABLE



	Daily	Weekly	4-Week
4000W Diesel Light Tower, Tow Behind <b>**SEE NOTE</b>	\$115	\$345	\$690

**\*\* Rates are for 10-hr Day, 50-hr Week, & 200-hr 4-Week**

**\*\* 3-Shift Operation = 2 x Single Shift Rate, 480-hr 4-Week**

## MIXERS



	Daily	Weekly	4-Week
2 Cu. Ft. Concrete Mixer, Electric	\$55	\$165	\$495
6 Cu. Ft. Concrete Mixer, Gas Engine, Tow Behind	\$80	\$240	\$720
8 Cu. Ft. Mortar Mixer, Gas Engine, Tow Behind	\$85	\$255	\$765

## POWER TROWELS




	Daily	Weekly	4-Week
36" Walk Behind Concrete Trowel, Gas Engine	\$65	\$195	\$585
48" Walk Behind Concrete Trowel, Gas Engine	\$80	\$240	\$720

## PRESSURE WASHERS



	Daily	Weekly	4-Week
2,500 PSI Pressure Washer, Cold Water, Gas Engine, Wand & 50' Hose	\$80	\$240	\$720
4,000 PSI Pressure Washer, Cold Water, Gas Engine, Wand & 50' Hose	\$90	\$270	\$810
3,500 PSI Pressure Washer, Hot Water, Gas Engine, Wand & 50' Hose	\$135	\$405	\$1,215
4,000 PSI Pressure Washer, Hot Water, Gas Engine, Tow Behind, Wand & 50' Hose	\$185	\$555	\$1,665
Additional 50' Hose, Each	\$15	\$45	\$90

## ROAD PLATES



	Daily	Weekly	4-Week
4' x 8' Steel Road Plate	\$135	\$135	\$405
5' x 8' Steel Road Plate	\$135	\$135	\$405
8' x 10' Steel Road Plate	\$135	\$135	\$405

## SAWS

(BLADES NOT INCLUDED IN BASE RATE)



	Daily	Weekly	4-Week
12" Gas Cut-Off	\$80	\$240	\$720
14" Gas Cut-Off	\$90	\$270	\$810
16" Gas Cut-Off	\$90	\$270	\$810
9" Gas Cut-N-Break Saw, 16" Cutting Depth, Blades Included, (K760)	\$250	\$750	\$2,250
Masonry Table Saw, Gas Engine	\$110	\$330	\$990
Pro-Cart for Masonry Table Saw	\$25	\$75	\$150
13hp, 14"/18" Walk-Behind, Gas Engine	\$110	\$330	\$990
20hp, 20" Self-Propelled, Gas Engine	\$165	\$495	\$1,485
Stihl GS461 Concrete Chain Saw, 14" Depth Cut (Chain Additional) <b>**SEE NOTE</b>	\$165	\$495	\$1,485

**\*\* Customer Must Purchase Diamond Chain Separately (Call for Pricing)**

## SAW BLADES



	Daily	Weekly	4-Week
12" Diamond Blade	\$50	\$150	\$300
14" Diamond Blade	\$60	\$180	\$360
16" Diamond Blade	\$65	\$195	\$390
18" Diamond Blade	\$85	\$255	\$510
20"+ Diamond Blade	\$95	\$285	\$570

**\*\* Customer Responsible for New Blade due to Excessive Wear from Misuse or Abuse**



## SEWER, PIPE, & LOCATING EQUIPMENT

	Daily	Weekly	4-Week
General Gen-Eye Sewer Camera	\$150	\$450	\$1,350
SeeSnake Sewer Camera	\$195	\$585	\$1,755
Locator Used with SeeSnake or General	\$55	\$165	\$495
Transmitter	\$80	\$240	\$720
Rice Hydraulic Test Pump, 10 GPM up to 500 PSI	\$150	\$450	\$1,350
General Jetter, Gas, 3000 PSI, 200' Hose	\$215	\$645	\$1,935
Ridgid 32950 #30 Tubing Cutter, 1" to 3-1/8" Cap.	\$20	\$60	\$120
Ridgid 69982 No. 226 Soil Pipe Cutter, 1-1/2" to 6" Cap.	\$25	\$75	\$225
Ridgid 12R Hand Pipe Threader, 1/2" to 1-1/4" Cap.	\$25	\$75	\$225
Ridgid 36" Pipe Wrench	\$15	\$45	\$90
Ridgid 48" Pipe Wrench	\$20	\$60	\$120



## SKID STEERS (SSL)

**Snow Leases Available 12/1-3/31 - Call for Pricing & Availability**

	Daily	Weekly	4-Week
700-1099 lb. Lift Capacity SSL, 27HP, 3,000-3,250 lb.	\$230	\$690	\$2,070
1450-1749 lb. Lift Capacity SSL, 60HP, 5,500 lb.	\$240	\$720	\$2,160
1750-1999 lb. Lift Capacity SSL, 67HP, 6,300 lb.	\$250	\$750	\$2,250
2000-2349 lb. Lift Capacity SSL, 73HP, 7,000 lb.	\$260	\$780	\$2,340
2350-2674 lb. Lift Capacity SSL, 74HP, 7,865 lb.	\$260	\$780	\$2,340
2675-2999 lb. Lift Capacity SSL, 74-90HP, 8000-8,250 lb.	\$340	\$1,020	\$3,060
2675-2999 lb. Lift Capacity SSL, 74-90HP, 8000-8,250 lb., High Flow Hyd.	\$365	\$1,095	\$3,285
3000-4499 lb. Lift Capacity SSL, 90-100HP, 8,600-9,100 lb.	\$360	\$1,080	\$3,240
3000-4499 lb. Lift Capacity SSL, 90-100HP, 8,600-9,100 lb., High Flow Hyd.	\$370	\$1,110	\$3,330

**\*\* SSL Rates Include 1st Bucket Free of Charge**



## SKID STEERS - TRACKED (CTL)

	Daily	Weekly	4-Week
2600-2874 lb. Lift Capacity CTL, 74HP, 8,300 lb.	\$370	\$1,110	\$3,330
2875-3574 lb. Lift Capacity CTL, 74-90HP, 8,900-10,000 lb.	\$395	\$1,185	\$3,555
3575-4874 lb. Lift Capacity CTL, 74-96HP, 10,200-11,300lb.	\$445	\$1,335	\$4,005
3575-4874 lb. Lift Capacity CTL, 90-96HP, 10,600-11,300 lb., High Flow Hyd.	\$450	\$1,350	\$4,050
4875 + lb. Lift Capacity CTL, HP, lb., 100HP, 10,700 lb., High Flow Hyd.	\$450	\$1,350	\$4,050
C345 CTL, Enhanced HF, Poly Door & Fecon BH74SS 61" Drum Mulcher Combo	\$1,750	\$4,550	\$12,550

**\*\* SSL Rates Include 1st Bucket Free of Charge**

## SKID STEER ATTACHMENTS



	Daily	Weekly	4-Week
Pallet Forks, 48", 5,500-6,200 lb. Cap.	\$80	\$240	\$720
42" Tree Spoon	\$80	\$240	\$720
80" Hyd. Scrap Grapple Bucket	\$140	\$420	\$1,260
FFC Concrete Chuter Bucket, 0.5-0.75 Cu. Yd.	\$110	\$330	\$990
Auger Drive, Round, Up to 30" (Includes SSL Bracket & 1 Bit)	\$160	\$480	\$1,440
Auger Drive, Hex, Up to 36" (Includes SSL Bracket & 1 Bit)	\$185	\$555	\$1,665
Hex to Round or Round to Hex Adapter	\$25	\$75	\$150
14" or 24" Extension (Each)	\$25	\$75	\$150
6", 9", 12", 15", 18", 24", 30" Auger Bit (Round Drive)	\$50	\$150	\$300
36" Auger Bit (Hex Drive)	\$50	\$150	\$300
Hydraulic Breaker, 500 ft. - lb.	\$250	\$750	\$2,250
Hydraulic Breaker, 750 ft. - lb.	\$300	\$900	\$2,700
Hydraulic Breaker, 1,000 ft. - lb.	\$325	\$975	\$2,925
SSL Breaker Bracket - Included in Rental of Breaker			
Hydraulic Post Driver, 550 ft-lb, 7" Post Max (TNB-SPD-4M)	\$275	\$825	\$2,475
24" Asphalt Cold Planer (High-Flow Hyd. Only)	\$425	\$1,275	\$3,825
8" x 60" Trencher (Hi-Flow Hyd. Only)	\$275	\$825	\$2,475
72" Heavy Duty Brush Cutter/Mower (Hi-Flow Hyd. Only)	\$400	\$1,200	\$3,600
78" Hyd. Brush Cutter/Mower	\$300	\$900	\$2,700
Fecon BH74SS Drum Mulcher, 61" Cut Width, 8" Cut Cap., NH C345 HF & Poly Door Req.	\$1,300	\$3,200	\$8,500
72" Versa-Rake Bucket	\$110	\$330	\$990
72" Hyd. Power Rake	\$190	\$570	\$1,710
72" Hyd. Rockhound Rock Rake	\$215	\$645	\$1,935
72" Pickup Hopper Broom <b>** (+ Brushwear @ \$100 Per 1")</b>	\$215	\$645	\$1,935
84" Angle Sweeper/Broom <b>** (+ Brushwear @ \$100 Per 1")</b>	\$190	\$570	\$1,710



## STUMP GRINDERS

	Daily	Weekly	4-Week
Toro STX-38, 38HP, Gas, 21.6" Cutter, 34" W, 18" D, Tracked <b>**SEE NOTE</b>	\$305	\$915	\$2,745
Bandit 2550, 4WD, 49HP, Diesel, 21" Cutter, 35.5" W, 15" D, Wheeled <b>**SEE NOTE</b>	\$310	\$930	\$2,790
Bandit SG-75, 74HP, Diesel, 27" Cutter, 35" to 55" W, 23" D, Tracked <b>**SEE NOTE</b> <b>**Plus excessive tooth wear or damage.</b>	\$430	\$1,290	\$3,870



## SWEEPERS - RIDE-ON

	Daily	Weekly	4-Week
Broce BW-260 Sweeper, 8' Broom, Diesel, Cab, HVAC, Towable <b>** (+Brushwear @ \$100 Per 1")</b>	\$260	\$780	\$2,340

## TRAILERS



	Daily	Weekly	4-Week
5 yd. Hyd. Dump Trailer, Electric Brakes, 13,800 GVWR, 9,900lb. Cap.	\$185	\$555	\$1,665
Skid Steer Trailer, Electric Brakes, 16' Deck, 14,500 GVWR, 11,520lb. Cap.	\$130	\$390	\$1,170
Light Equipment Trailer, Electric Brakes, 20' Deck, 10,000 GVWR	\$130	\$390	\$1,170
4' x 10' Tilt Bed Trailer, Single Axle, 4,000lb. Cap.	\$105	\$315	\$945
6' x 10' Single Axle Trailer, 2,900 GVWR, 2,000lb. Cap.	\$80	\$240	\$720
6' x 10' Single Axle Trailer, Electric Brakes, 6,100 GVWR, 4,900lb. Cap. (FT-5)	\$105	\$315	\$945
Single Axle Toro TRX or STX Trailer, Toro 22979	\$80	\$240	\$720
Hyd. No Ramp Trailer, 80" x 14' Deck, 10,000lb. Cap., Dual Axle, Electric Brakes	\$160	\$480	\$1,440

## TRENCH BOXES



	Daily	Weekly	4-Week
4' x 7' Aluminum Trench Box, 2" Wall, 30" or 42" Spreaders	\$110	\$330	\$990
Trench Box Stacking Lugs - No Additional Charge			

## TRENCHERS



	Daily	Weekly	4-Week
Toro TRX Walk-Behind Trencher, Gas Engine, 6"x36"	\$280	\$840	\$2,520
Back Fill Blade Attachment	\$35	\$105	\$315

## UTILITY VEHICLES & CARTS



	Daily	Weekly	4-Week
2WD UTV, Gas, Manual Dump, Open Cab, Two Person	\$105	\$315	\$945
4WD UTV, Diesel, Power Dump, Open Cab, Two Person	\$155	\$465	\$1,395
4WD UTV, Diesel, Power Dump, Cab, Heat, Two Person	\$180	\$540	\$1,620

## WHEEL LOADERS - SMALL ARTICULATED



	Daily	Weekly	4-Week
Avant 528 Loader, 2100lb. Lift Capacity, 4WD, 25HP, 3130lb., ROPS	\$315	\$945	\$2,835
Avant 640 Loader, 2600lb. Lift Capacity, 4WD, 25HP, 3480lb., CAB	\$340	\$1,020	\$3,060
Avant 755 Loader, 3000lb. Lift Capacity, 4WD, 56HP, 4420lb., ROPS	\$370	\$1,110	\$3,330
Avant 860 Loader, 4190lb. Lift Capacity, 4WD, 57HP, 5600lb., CAB	\$400	\$1,200	\$3,600
Avant 860 Cab Loader & 47.2" Flail Mower Combo, 7,100lb.	\$625	\$1,875	\$5,625

**\*\* Wheel Loader Rates Include 1st Standard Bucket Free of Charge**

## WHEEL LOADER ATTACHMENTS - SMALL ARTICULATED



	Daily	Weekly	4-Week
53.1" General Bucket, Smooth Edge, 0.4 Cu. Yd.	\$50	\$150	\$450
63" HD General Bucket, Smooth Edge, 0.6 Cu. Yd.	\$50	\$150	\$450
Demolition Grapple Bucket, Smooth Edge	\$75	\$225	\$675
Pallet Forks, 4400lb.	\$50	\$150	\$450
47.2" Flail Mower & S30 9.6' Reach Hyd. Side Arm, 1500lb. (860 & Cab Req.)	\$225	\$675	\$2,025
Hydro QC Adapter to Male/Female ISO	\$5	\$15	\$45
Quick Coupler to Full-Size SSL Quick Coupler Adapter Plate	\$25	\$75	\$225
59" Hydraulic Rotary Broom <b>** (+ Brushwear @ \$100 Per 1")</b>	\$150	\$450	\$1,350
48.1" Hydraulic Timber Grab	\$150	\$450	\$1,350
52.8" Hydraulic Timber Grab HD - 755 & 860 Only	\$175	\$525	\$1,575

## WHEEL LOADERS - ARTICULATED



	Daily	Weekly	4-Week
Kubota R640 Loader, 4WD, 64HP, 11,500lb., 1 Yd.	\$360	\$1,080	\$3,240
Wacker WL52 Loader, 4WD, 74HP, 11,250lb., 1.25 Yd.	\$360	\$1,080	\$3,240
Wacker WL95 Loader, 4WD, 22,900lb., 2.0 Yd.	\$470	\$1,410	\$4,230

**\*\*Wheel Loader Rates Include 1st Standard Bucket Free of Charge**

## WHEEL LOADER ATTACHMENTS



	Daily	Weekly	4-Week
Pallet Forks, 48", 5,500-6,200 lb. Cap.	\$80	\$240	\$720
60" Pallet Forks, WL95	\$165	\$495	\$1,485

## WATER PUMPS & HOSES



	Daily	Weekly	4-Week
2" Submersible Pump, Electric	\$45	\$135	\$405
2" Submersible Low Level Water Pump, Electric	\$45	\$135	\$405
2" Semi-Trash Centrifugal Pump, Gas Engine	\$50	\$200	\$600
3" Water/Trash Pump, Gas Engine	\$65	\$260	\$780
4" Water/Trash Pump, Gas Engine	\$80	\$320	\$960
6" Water/Trash Pump, Diesel, Tow Behind <b>**SEE NOTE</b>	\$190	\$570	\$1,710

**\*\* Rates are for 10-hr Day, 50-hr Week, & 200-hr 4-Week**

2" x 20' Suction Hose	\$15	\$45	\$90
2" x 50' Discharge Hose	\$15	\$45	\$90
3" x 20' Suction Hose	\$15	\$45	\$90
3" x 50' Discharge Hose	\$15	\$45	\$90
4" x 20' Suction Hose	\$20	\$60	\$120
4" x 50' Discharge Hose	\$20	\$60	\$120
6" x 25' Suction Hose	\$35	\$105	\$210
6" x 50' Discharge Hose	\$35	\$105	\$210

# POWERING YOUR BUSINESS FROM START TO FINISH

## NEW EQUIPMENT SALES

We offer a wide range of high-quality of equipments for professionals across various industries in and around the Chicago area. Whether you're tackling large construction or landscaping projects, or preparing for harsh winter conditions, we have thee equipment you need to get the job done efficiently and effectively. Contact your nearest location today in Waugegagan, Lakemoor, or Joliet to get a quote.



## USED EQUIPMENT SALES

Looking for reliable used equipment to enhance your operations without exceeding your budget? Our dealerships offer a broad selection of high-quality used equipment. Each unit is thoroughly inspected and maintained by our expert technicians to ensure top performance and long-lasting durability, making our used inventory a smart investment for businesses looking to grow efficiently.



## PARTS

We understand that keeping your equipment in top shape is essential for minimizing downtime and maximizing productivity. Our parts department is fully stocked with high quality replacement parts for a wide range of equipment categories. whether you're maintaining equipment or in need of urgent repairs, we have the parts you need to keep your operation running smoothly.



## SERVICE

We are a full-service facility. Keeping your downtime to a minimum is our #1 priority. Our expert technicians are here to make sure your equipment is running day in and day out. Our service department is staffed with factory trained and certified technicians offering full-service repair and 24/7 emergency response on a wide range of equipment categories.



# THE CHICAGO AREA'S TRUSTED CONSTRUCTION AND LANDSCAPE EQUIPMENT DEALER

*Have an Emergency..... Call Us Anytime!*  
*Available 24/7/365*

## 3 CONVENIENT LOCATIONS SURROUNDING CHICAGO TO BETTER SERVE YOU!



### **WAUKEGAN**

2216 N. Green Bay Rd.  
Waukegan, IL 60087  
MAIN (847) 336-1205  
DIRECT TO RENTAL (847) 693-2611

### **LAKEMOOR**

27939 W. Concrete Dr.  
Ingleside, IL 60041  
MAIN (815) 363-4100  
DIRECT TO RENTAL (815) 363-4101

### **JOLIET**


2001 Cherry Hill Rd.  
Joliet, IL 60433  
MAIN (815) 464-6650  
DIRECT TO RENTAL (815) 207-7511



[www.burrisequipment.com](http://www.burrisequipment.com)



<https://www.facebook.com/Burrisequipment/>



Scan Here